

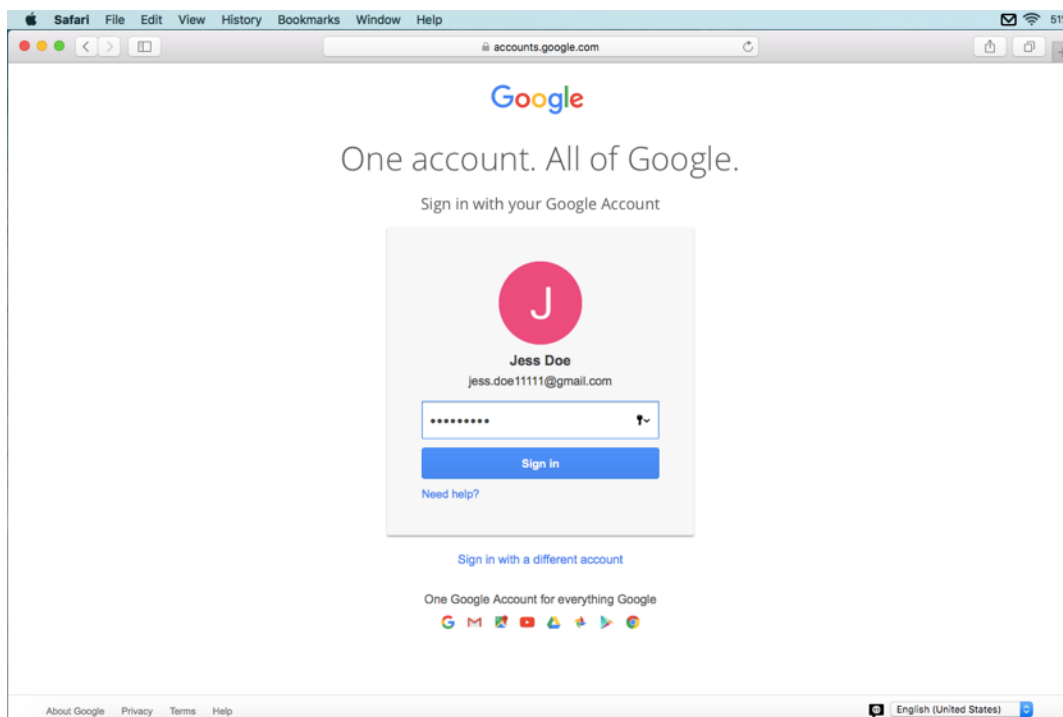
How to Get Your Files Uploaded

Google Drive Manual - with existing Gmail account

Thank you for giving time in doing the easy ways on how to upload photos and videos using the Google Drive Server. This easy and convenient way adds an assurance that data you used is safe during the download process. The step-by-step procedure enables you to upload your file easily and efficiently in the Filmstube Server and from here we will handle the rest in order for you to watch your movie the way you want it to be.

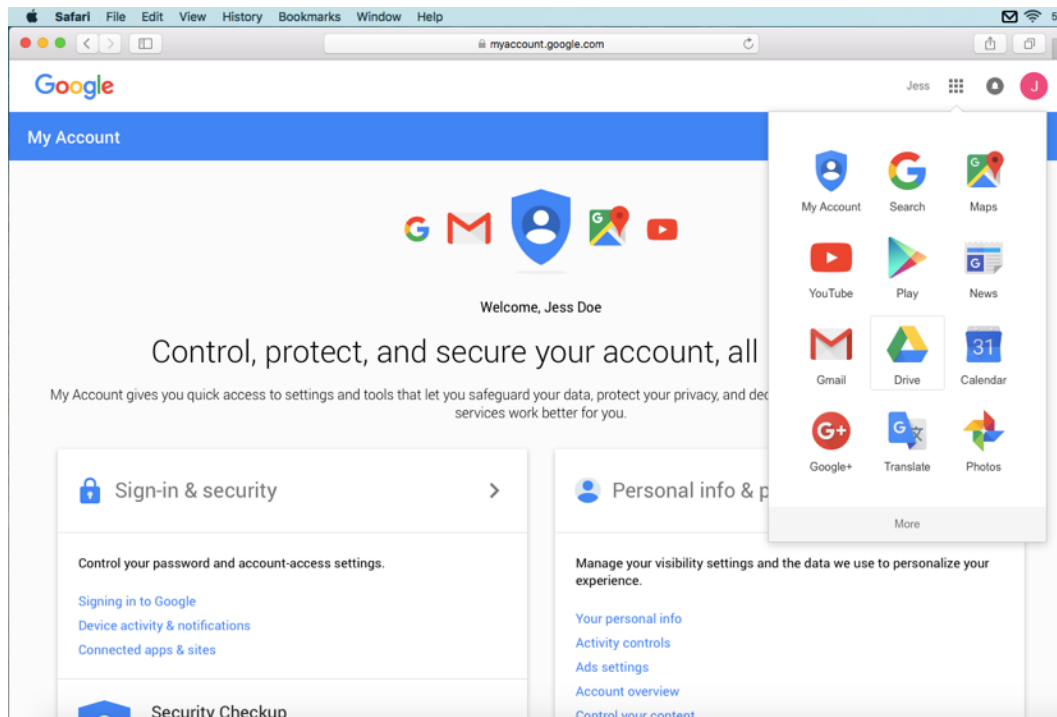
Step 1:

You must first open your Gmail account and a message from Christian Rachowicz (Filmstube) can be found in your inbox, which is an invitation to a shared folder, which is your Upload Folder. You can start by clicking it.



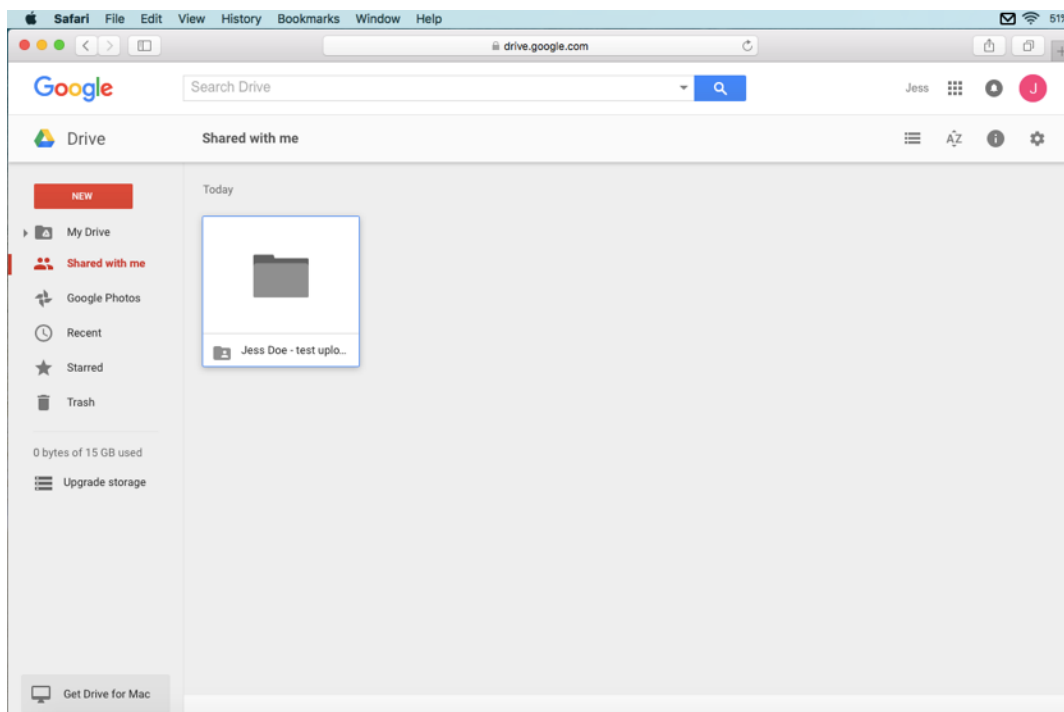
Step 2:

Then you open the menu on the top right hand corner of the screen and select the button "Drive" in order for you to gain an easy access to your Google Drive.



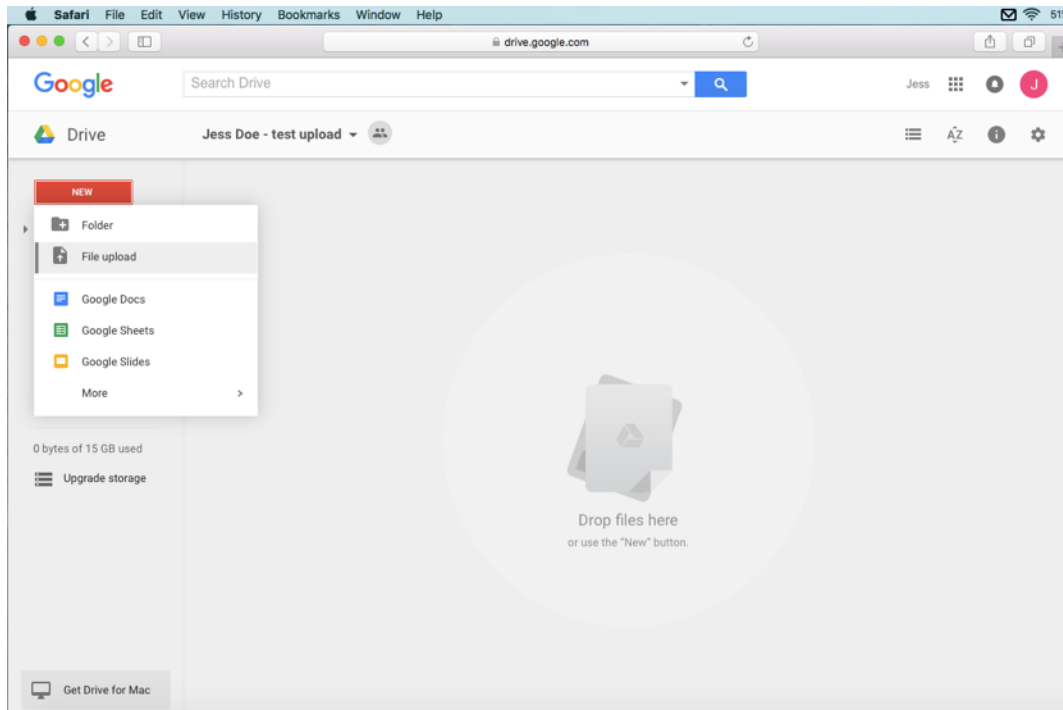
Step 3:

"Shared with me" is seen on the left side of the menu, click this in order for you to proceed to the next drive provided.



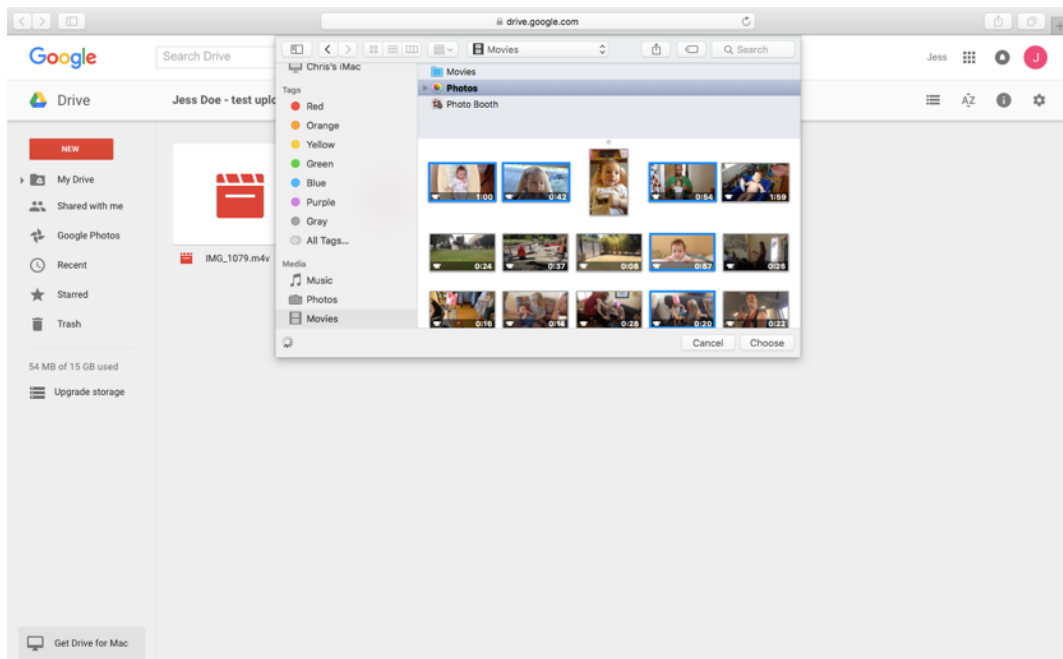
Step 4:

Now you must go to "My Drive "or "Shared with me' folder and search the folder which is from Filmstube. You open this folder by just clicking the upper left side button on the screen that says 'New" and then go to the 'File Upload'. In Addition, you can 'Drag and Drop' your chosen photos and videos into the window with the sign.



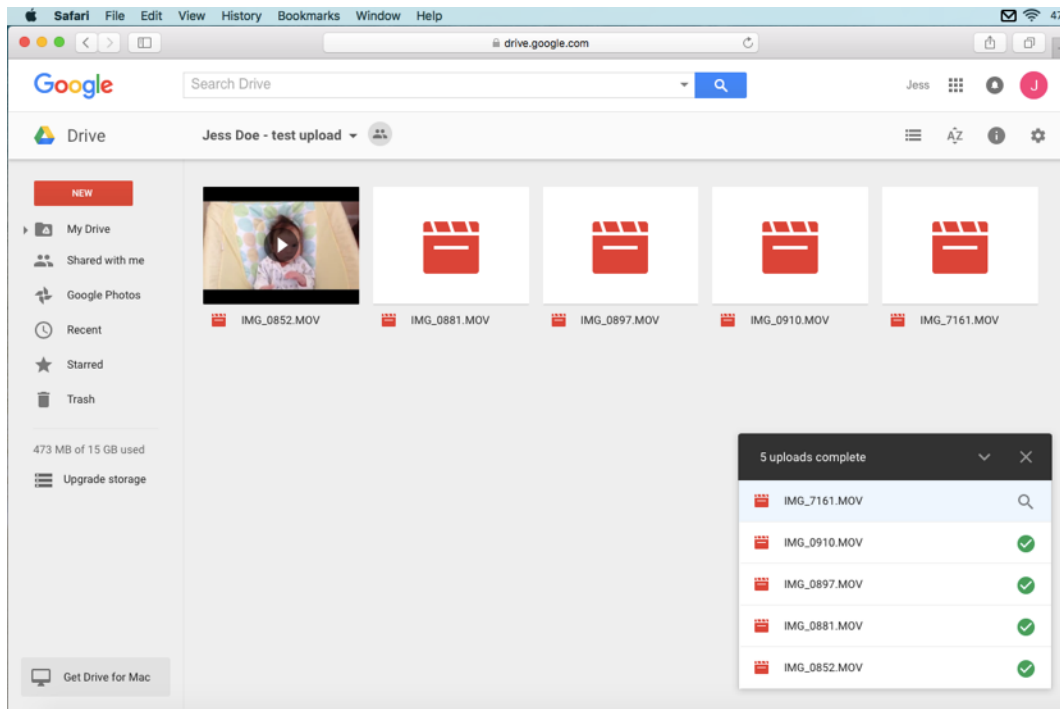
Step 5:

In doing this, you can now see the menu where you can choose the photos and videos. The good thing is that you can choose multiple files and then press the button 'Choose', and an easy and efficient upload is assured to meet your satisfaction.



Step 6:

In the lower right of the screen, you can see the process of the upload of your media files such as your photos and videos. Green circles are seen on the screen which means the uploading process you have done is successful. Now, if you prefer to choose all the videos and photos you have in order to be included in the movie, please feel free to let me know.



Upload with Google Drive App on iPhone or Android

This is very easy to use and you have all the excellent functions of it such as the Google Drive Up and Download. The files you will download will be easily transferred using this application and the great thing is, you would not have to transfer your photos and videos anymore using your computer or MAC gadget. You can be able to connect to WIFI and transfer all the files to your phone in an easy and efficient way as possible. You will not worry about time delays or hassles in terms of uploading or downloading your files. We have a support webpage if you have any concerns of queries regarding the Google Drive Up and Download Process.

Check this support web page from Google for further information: <https://support.google.com/drive#topic=2375071>.